


HYDRO 8

HEALTHY PRODUCTS | PROACTIVE SERVICES | SUSTAINABLE SOLUTIONS





HYDR8

HOME OF THE
ZERO WASTE PANTRY™



OUR MISSION

Sustainability and Wellness for All

CORE VALUES

Employee Wellness

Sustainable Leadership

Customer Excellence

Workplace Innovation

About HYDR8

Founded in 2017

+40 Employees

Based in Brooklyn NY

Serving Over 1500
Customers in Northeast



STILL



SPARKLING



SODA



ICE



COFFEE



SNACKS



FACILITIES

TRUSTED BY



JPMORGAN CHASE & Co.



Swiss Re

KIRKLAND & ELLIS LLP



VA

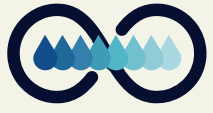


U.S. Department
of Veterans Affairs

WILLKIE

UNITED





WATER & ICE



FLOWATER

COLD HOT

SPECIFICATIONS

- 7+ Gallon Water Reserve Included
- Cold Tank Capacity: 2 Gallons
- Hot Tank Capacity: 2 Liters
- Reserve Tank Capacity: 5 Gallons
- Flow Rate: 9 seconds
- Available in Blue & White
- Dimensions: 18"W x 16"D x 68"H



HYDR8 4i

COLD HOT

SPECIFICATIONS

- Cold Tank Capacity: 3 Gallons
- Hot Tank Capacity: 0.5 Gallons
- Dispense Area: 10.75"H
- Touch-Free Sensor Technology
- Drain Connection Accessibility
- Reverse Osmosis Optional
- Dimensions: 14"W x 17"D x 51"H



***4i Counter-Top (CT)
ALSO AVAILABLE**



HYDR8 R8

COLD HOT

SPECIFICATIONS

- Cold Tank Capacity: 1.8 Gallons
- Hot Tank Capacity: 0.5 Gallons
- Dispense Area: 10.75"H
- Anti-Microbial Surface
- Dimensions: 13"W x 17.2"D x 49"H



UV88-COLD-F

COLD

SPECIFICATIONS

- Cold Water Optional (8-Gal/Hour)
- Hands-Free Double Sensors
- Mercury-Free Waterways
- Lead-Free Waterways
- 20 Second Auto Shut Off
- Integrated Bottle Counter
- Approx. Dimensions: 17 5/8"W x 18 5/8"D x 38"H



iCHILL

COLD HOT

ICE AMBIENT

SPECIFICATIONS

- Teardrop/Tulip Ice Cubes
- Ice Storage: 13.2 lbs
- Ice Capacity: Up To 44 lbs/day
- Touchless Sensor Operation
- Reverse Osmosis Filter Standard
- Dimensions: 16.9"W x 19.5"D x 58.7"H



iFROST

AMBIENT

ICE

SPECIFICATIONS

- Chewable Nugget Ice
- Can Dispense Ice + Water Simultaneously
- Dimensions: 16.6"W x 26.7"D x 46.1"H
- Ice Storage: 30 lbs
- Ice Capacity: Up To 380 lbs/day
- Base Cabinet Optional: 28.3" H x 16.6" W x 26.7" D



ICEM8

AMBIENT

ICE HOT

SPECIFICATIONS

- Chewable Nugget Ice
- Dimensions: 14.1"W x 21.65"D x 18"H
- Ice Storage: 7 lbs
- Ice Capacity: 125 lbs/day
- Hands-Free Accessibility
- Base Cabinet Optional: 51.6"H



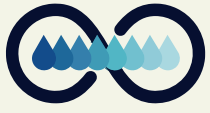
ICEM8-XL

AMBIENT

ICE HOT

SPECIFICATIONS

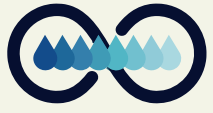
- Chewable Nugget Ice
- Dimensions: 14.2"W x 23.6"D x 23.6"H
- Ice Storage: 16.5 lbs
- Ice Capacity: 165 lbs/day
- Hands-Free Accessibility
- Base Cabinet Optional: 51.6"H



IN 2018, THE U.S. EPA REPORTED THAT ONLY ~8% OF PLASTIC WASTE GETS RECYCLED. THE REST ENDS UP IN LANDFILLS & OUR OCEANS.



RECYCLING IS NOT THE ANSWER!



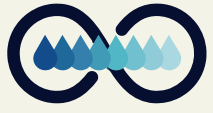
HYDR8'S ZERO WASTE PANTRY™

HYDR8 STILL AND SPARKLING STATIONS INCREASE WATER ALKALINITY, ADD VITAL MINERALS, REDUCE KW/H AND CO2E, **ELIMIN8™** LEAD, PFAS, AND PLASTIC BOTTLES & ALUMINUM CANS.

CAFFEIN8 PROVIDES 100% SOLAR ENERGY ROASTED COFFEE THROUGH A MINORITY OWNED BUSINESS PARTNER. **ELIMIN8™** KW/H & CO2E WITH NEW ECO-MODES.

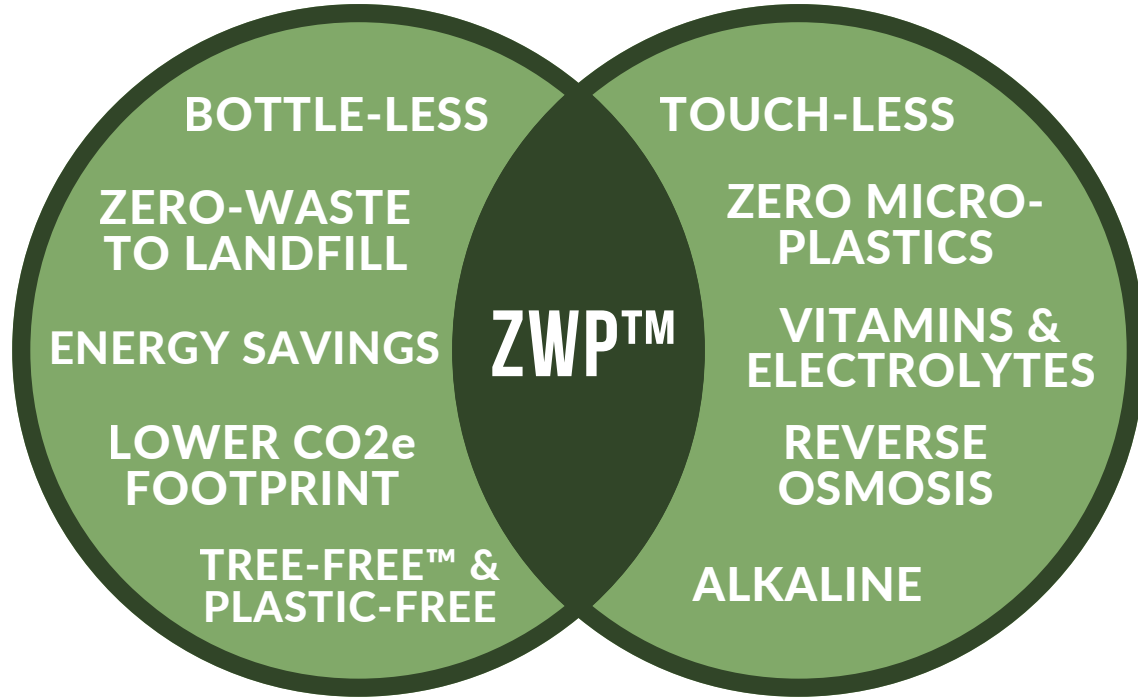
ELIMIN8™ ALL YOUR PANTRY WASTE WITH **ZERO WASTE PANTRY™**. BULK SNACKS ARE NOW ALL PACKAGED ORGANIC. DISPOSABLE ITEMS AND UTENSILS ARE COMPOSTABLE & TREE-FREE™.





ELIMIN8™ WASTE & EMISSIONS

SUSTAINABILITY + WELLNESS



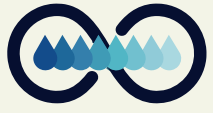
QUANTIFY PLASTIC WASTE, EMISSIONS, & ENERGY USAGE WHILE STILL DELIVERING HIGH QUALITY, GREAT TASTING, AND COST EFFECTIVE EXPERIENCES.



YOUR IMPACT **EXAMPLE**
 REAL-TIME REPORTING ON YOUR SUSTAINABILITY EFFORTS

2025 SUSTAINABILITY IMPACT REPORT SUMMARY

<p>Elimin8™ ed Energy</p> <p>TOTAL EST. KW/H SAVED</p> <p>1624.2 KW/H</p>	<p>Elimin8™ ed Emissions</p> <p>TOTAL CO2 EMISSIONS REDUCED</p> <p>703.3 LBS/CO2E</p>	<p>Elimin8™ ed Expenses</p> <p>AMOUNT OF COST SAVINGS</p> <p>\$2798.21 SAVED</p>
<p>Elimin8™ ed Plastic-Use</p> <p>TOTAL PLASTIC BOTTLES REMOVED</p> <p>908 BOTTLES</p>	<p>Trees Planted</p> <p>EQUIVALENT AMOUNT OF TREES PLANTED</p> <p>33 TREES</p>	



STILL & SPARKLING



CARBON V2

COLD SPARKLING
 HOT AMBIENT

SPECIFICATIONS

- Cold Tank Capacity: 21 Gallons/Hour
- Hot Tank Capacity: 4 Gallons/Hour
- Dispense Area: 11.4"H
- ZWP™ Eco-Mode
- SensorBeam® Touchless Dispensing
- Dimensions: 12.6"W x 15.75"D x 52.1"H



*Counter-Top (CT)
ALSO AVAILABLE



HYDR8 T3MF

COLD SPARKLING
 HOT AMBIENT

SPECIFICATIONS

- Cold Tank Capacity: 21 Gallons/Hour
- Hot Tank Capacity: 4 Gallons/Hour
- Dispense Area: 12.2"H
- ZWP™ Eco-Mode
- Bluetooth® Touchless Dispensing



NUTRI-BUBBLE

COLD SPARKLING
 SODA ICED TEA
 LEMONADE
 COLD BREW

SPECIFICATIONS

- Dimensions: 13.2"W x 28"D x 30.6"H
- ZWP™ Eco-Mode w/ Quarterly Reporting
- Infused with Vitamin B-3-5-6-12
- Vitamin C Enhancement (optional)
- Organic Cane Sugar - No HFCS
- Flavored Waters have Zero Calories & Zero Sweeteners
- Alkaline Mineral Water w/ High PH



66" High

34" Deep 20" Wide



TOP-PRO

COLD CUSTOM SPARKLING
 AMBIENT

SPECIFICATIONS

- Capacity: 22.5 Gallons/Hour
- Dispense Area: 13"H
- Control unit can be positioned at a low height, e.g. for wheelchair users
- ThermalGate™ heat disinfection and leakage detection system
- Dimensions: 11"W x 56"H x 19.25"D
- Countertop: 11"W x 20.75"H x 19.25"D



C-TAP

COLD CUSTOM SPARKLING
 HOT AMBIENT

SPECIFICATIONS

- Capacity: 22.5 Gallons/Hour
- Tap Height: 16.25"
- Control unit can be positioned at a low height, e.g. for wheelchair users
- ThermalGate™ heat disinfection and leakage detection system
- 22.5 Gallons/Hour Capacity
- Dimensions: 16.25" H x 8.25" W



V3-204/205

COLD SPARKLING

SPECIFICATIONS

- Reduce Costs of Purchasing Pre-bottled Mineral Waters
- Bottle-Washing Trays Fit most Commercial Dishwashers
- Purchase Includes 60 Glass Bottles & 1 Wash Rack/Unit
- V3-204 Dimensions: 14 5/8"W x 20.75"D x 18"H (21 1/4" Dispense H)
- V3-205 Minimum Cabinet Size for System: 29 1/2" H x 24" W x 24" D

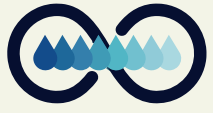


V3-201/202

COLD SPARKLING

SPECIFICATIONS

- Reduce Costs of Purchasing Pre-bottled Mineral Waters
- Bottle-Washing Trays Fit most Commercial Dishwashers
- Dispense Cobra: 19.5" H
- V3-201 Dimensions: 23.5"W x 23.2"D x 53"H
- V3-202 Dimensions: 23.5"W x 23.2"D x 33.5"H
- V3-201/202 Purchase Includes 100 Glass Bottles & 1 Wash Rack/Unit



CAFFEIN8 COFFEE

CAFFEIN8 X5-T

- ☕ **WHOLE BEAN COFFEE**
- ☀️ **SPEC. COFFEE DRINKS**

SPECIFICATIONS

- 2 Bean Hoppers
- 3 Powder Canisters
- Black Base Cabinet Optional
- Dimensions: 19"W x 24"D x 38"H

CAFFEIN8 RESPONSIBLY

WE ARE PROUD TO PARTNER WITH AN MBE CERTIFIED COFFEE ROASTER USING PV-SOLAR GENERATED POWER TO ROAST OUR COFFEE.



CAFFEIN8 X1

- ☕ **WHOLE BEAN COFFEE**
- ☀️ **SPEC. COFFEE DRINKS**

SPECIFICATIONS

- 1 Bean Hopper
- 2 Powder Canisters
- Black Base Cabinet Optional
- Dimensions: 13.8"W x 21"D x 35"H

CAFFEIN8 RESPONSIBLY

WE ARE PROUD TO PARTNER WITH AN MBE CERTIFIED COFFEE ROASTER USING PV-SOLAR GENERATED POWER TO ROAST OUR COFFEE.



CAFFEIN8 S1

- ☕ **WHOLE BEAN COFFEE**
- ☀️ **SPEC. COFFEE DRINKS**

SPECIFICATIONS

- 1 Bean Hopper
- 2 Powder Canisters
- Black Base Cabinet Optional
- Dimensions: 24.6" H x 12"W x 17"D

CAFFEIN8 RESPONSIBLY

WE ARE PROUD TO PARTNER WITH AN MBE CERTIFIED COFFEE ROASTER USING PV-SOLAR GENERATED POWER TO ROAST OUR COFFEE.



X-PRESSO

- 🥛 **FRESH MILK**
- ☕ **WHOLE BEAN COFFEE**
- ☀️ **SPEC. COFFEE DRINKS**

SPECIFICATIONS

- 1 Bean Hopper
- Black Base Cabinet Optional
- Dimensions: 17 x 20 x 23

CAFFEIN8 RESPONSIBLY

WE ARE PROUD TO PARTNER WITH AN MBE CERTIFIED COFFEE ROASTER USING PV-SOLAR GENERATED POWER TO ROAST OUR COFFEE.



L68 + CHILL™

- ☕ **BREW PACK MACHINE**
- ☀️ **SPEC. COFFEE DRINKS**

SPECIFICATIONS

- Custom Froth Milks: Dairy, Nut, or Soy
- 34 Flavors
- Touch Screen
- Removable Drip Tray
- Custom Brew Sizes
- Strong Brew Option
- Dimensions: 17.1"H x 12.1"W x 20.1"D
- L68 CHILL™: +11" W



ADD CHILL™ FOR 6 ADDITIONAL COLD DRINK OPTIONS INCLUDING:



L38 + CHILL™

- ☕ **BREW PACK MACHINE**
- ☀️ **SPEC. COFFEE DRINKS**

SPECIFICATIONS

- Custom Froth Milks: Dairy, Nut, or Soy
- 34 Flavors
- Touch Screen
- Removable Drip Tray
- Custom Brew Sizes
- Strong Brew Option
- Dimensions: 16.6"H x 8.3"W x 17.7"D
- L38 CHILL™: +10" W



ACE-AP

- ☕ **PRE-GROUND COFFEE**

SPECIFICATIONS

- Medium or large locations
- 15 cup capacity
- Sleek, compact brewer
- Dimensions: 8.62" W x 17.5" D x 22.5" H

CAFFEIN8 RESPONSIBLY

WE ARE PROUD TO PARTNER WITH AN MBE CERTIFIED COFFEE ROASTER USING PV-SOLAR GENERATED POWER TO ROAST OUR COFFEE.



STVT

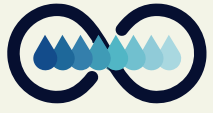
- ☕ **PRE-GROUND COFFEE**

SPECIFICATIONS

- Medium or large locations
- Large tanks, 1.5 gallon brew
- Precise brewing temperature of water
- 3 programmable volumes & recipe settings
- Dimensions: 24.6" H x 12"W x 17"D

*CAFFEIN8 AIR POTS NOW AVAILABLE!






COMPOSTABLE PANTRY ITEMS




BPI





HYDR8



Corporate Water, Coffee, & Pantry Services
info@hydr8.us www.Hydr8.us 718-313-0113